

**NIT-PAKISTAN GATEWAY EXCHANGE TRADED FUND**

**FUND MANAGER REPORT - May 2020**

**Fund Returns\***

	NIT PGETF	NIT PGI
May-20	-2.96%	-2.94%
YTD	6.74%	7.74%
CYTD	6.74%	7.74%
Since Inception	6.74%	7.74%

\* The returns are calculated inclusive of dividend.

**Leverage** Nil

**NIT - Pakistan Gateway Exchange Traded Fund**

NIT Pakistan Gateway Exchange Traded Fund (NIT PG ETF) is an open-ended scheme that is traded on Pakistan Stock Exchange and aims to track the authorized index constituted by the Management Company - the NIT Pakistan Gateway index which comprises of the basket of equity securities, in order to provide long-term capital appreciation and dividends yield to the investors.

**Fund Commentary & Performance Review**

The NITPG index posted a return of -2.94% during the month of May, 2020. SBP cut its policy rate by a further 100 bps, however it did not have a major impact on market performance. The government also eased lockdown during the month ahead of Eid-ul-Fitr. Average market volumes stood at 206 million shares, which was almost flat on a month-on-month basis. Foreign investors remained sellers to the tune of USD 40 million during the month of May, 2020.

During the month of May, 2020, the benchmark NITPG index decreased by 2.94% whereas your Fund's NAV decreased by 2.96% during the same period thus showing an underperformance of 0.02%.

**Fund's Information**

<b>Fund Type</b>	Open-End Exchange Traded Fund	<b>Trustee</b>	Central Depository Company
<b>Launch Date</b>	March 24, 2020	<b>Auditors</b>	EY Ford Rhodes Chartered Accountants
<b>Management Fee</b>	0.40%	<b>Pricing Mechanism</b>	Historical Pricing
<b>Front End Load</b>	0.00%	<b>Dealing Days*</b>	Daily (Monday to Friday)
<b>Back End Load</b>	0.00%	<b>Valuation Days*</b>	Daily (Monday to Friday)
<b>Benchmark</b>	NIT Pakistan Gateway Index	<b>AMC Rating</b>	AM2++ (PACRA)
<b>Par Value</b>	PKR 10.00	<b>Fund Manager</b>	Wasim Akram
<b>Minimum Investment</b>	N/A	<b>Cut-off timing**</b>	10.00 AM to 3.00 PM (Mon to Thurs) & 10.00 AM to 12.30 PM (Fri)
<b>Category of Fund</b>	Exchange Traded Equity	<b>Risk Profile</b>	High
<b>Risk of Principal Erosion</b>	Principal at High Risk	<b>Risk of Principal Erosion</b>	Principal at High Risk

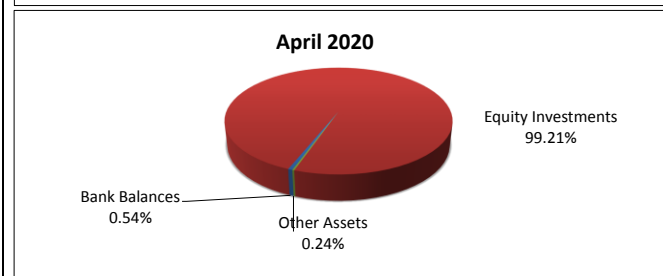
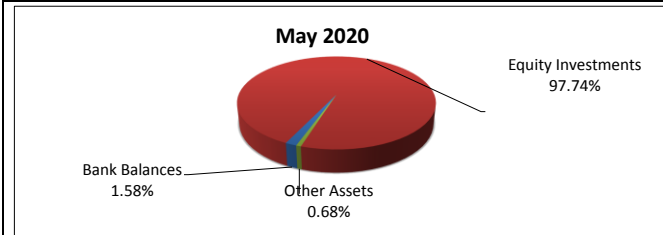
\*Except public holiday

\*\* Ramadan Timing 10.00 AM to 2.00 PM (Mon to Thur), 10.00 AM to 12.30 PM (Fri)

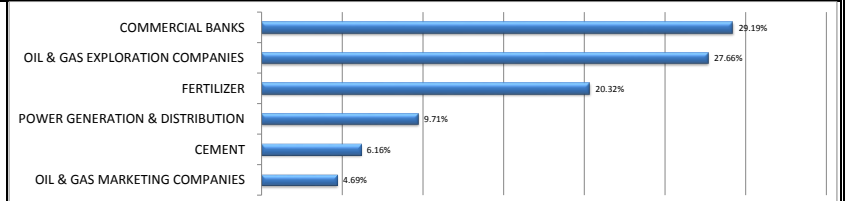
**Future Outlook**

Expectations regarding the budget for FY21, continuous rise in COVID-19 cases and interest rate outlook will continue to guide the direction of the market going forward.

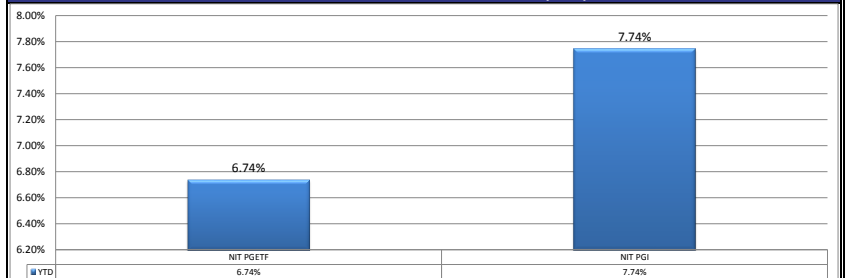
**Fund's Asset Allocation (As % of Total Assets)**



**Sector Allocation (As % of Total Assets)**



**Fund Performance Versus NITPGI (YTD)**



**Fund Holdings (As % of Total Assets)**

ENGRO CORPORATION LIMITED	11.43%
OIL AND GAS DEVELOPMENT COMPANY	10.73%
PAKISTAN PETROLEUM LIMITED	10.57%
HUB POWER COMPANY LIMITED	9.71%
HABIB BANK LIMITED	9.48%
FAUJI FERTILIZER COMPANY LIMITED	8.90%
MCB BANK LIMITED	8.13%
UNITED BANK LIMITED	6.52%
PAKISTAN OILFIELDS LIMITED	6.36%
LUCKY CEMENT LIMITED	6.16%
BANK ALHABIB LIMITED	5.07%
PAKISTAN STATE OIL COMPANY LIMITED	4.69%

**Technical Information 31-05-2020**

<b>Net Assets NIT PGETF (PKR Million)</b>	47.22
<b>Nav per Unit NIT PGETF</b>	10.2885
<b>Total Expense Ratio (Incl. Govt Levy)**</b>	0.98%
<b>Tracking Error (Absolute)</b>	0.09%

\*\*This includes 0.14% representing Govt. Levy, Sindh Workers Welfare Fund & SECP Fee.

**Compliance with Circular # 16 of 2010 / Non-compliant Investments**

Nil

**Members of the Investment Committee**

**Adnan Afridi - Managing Director**  
**Wasim Akram - Fund Manager**  
**Attique-ur-Rehman Shaikh - Manager Risk**

**Manzoor Ahmed - Chief Operating Officer**  
**Faisal Aslam - Head of Compliance**  
**Ali Kamal - Head of Research**

**Amir Amin - Head of Finance**  
**Raza Abbas Jaffery - Head of Equities & Trading**

**MUFAP's Recommended Format.**

**Disclaimer:** This publication is for informational purposes only and nothing herein should be construed as a solicitation, recommendation or an offer to buy or sell any fund. All Investments in Mutual Funds are subject to Market Risks. Past performance is not necessarily indicative of future results. Please read the Offering Document to understand the investment policies and risks involved.

Note: Performance data does not include the cost incurred directly by an investor in the form of sales load etc.